

# ISD #2687 – Howard Lake-Waverly-Winsted Schools Local Literacy Plan

Developed in 2012 written for parents of Howard Lake-Waverly-Winsted School students and revised in 2015.

**Our Goal: Humphrey and Winsted Elementary students will read at grade level by the end of third grade.**

To review Humphrey and Winsted Elementary Schools' progress and data, please refer to this website: [Howard Lake-Waverly-Winsted Schools MN Report Card](#)

For the purpose of this plan, "literacy" includes the ability to speak, listen, read, and write.

## **Reading Curriculum and Staff Development**

Pearson/Scott Foresman's Reading Street (© 2011) is the core reading curriculum used at Winsted and Humphrey Elementary Schools. This reading program includes instruction in phonemic awareness, phonics, fluency, vocabulary development, and reading comprehension. The link to the correlation between Reading Street and the MN state standards can be found here: [Reading Street Correlation](#)

Humphrey and Winsted Elementary School teachers attend various workshops/trainings in the area of reading instruction including Differentiation, Best Practice Classroom Instructional Strategies, Daily Five, Guided Reading, Daily Café, Six Traits Writing, and Accelerated Reading. Additional training is provided through various District staff development opportunities.

Grade levels hold team meetings monthly. Grade level data meetings are also held monthly. In each of these meetings, teachers collaborate on test results, as well as instructional practices. Professional Learning Communities (PLC's) are held twice a month to review student data and discuss instructional strategies to improve student achievement.

## **Screening**

All students age 3 through grade three are assessed to determine literacy proficiency. These assessments used are considered to be a screening tool to measure individual student knowledge.

### **Birth to Age 3—**

Informal Observations

### **Age 3 to 5—**

Preschool Screening, once (or as needed)

### **Kindergarten—**

Houghton-Mifflin's Emergent Literacy Survey (Letter Naming & Sounds, Phonemic Segmentation, Nonsense Word Fluency), 1-2 times per year  
District Developed Reading Assessment 4 times per year

### **First Grade—**

Houghton-Mifflin's Emergent Literacy Survey, (Letter Naming & Sounds, Phonemic Segmentation, Nonsense Word Fluency), 2 times per year  
STAR Reading Enterprise Test, 3 times per year  
Reading Series Unit Benchmark Tests, 5 times per year  
Fluency Checks, 6 times per year

### **Second Grade—**

Houghton-Mifflin's Emergent Literacy Survey, (Letter Naming & Sounds, Phonemic Segmentation, Nonsense Word Fluency), 2 times per year  
MAPs Test, 2-3 times per year (*phased out spring 2015*)  
STAR Reading Enterprise Test, 3 times per year  
Reading Series Unit Benchmark Tests, 5 times per year  
Fluency Checks, 6-8 times per year

### **Third Grade—**

MAPs Test, 2-3 times per year (*phased out spring 2015*)  
STAR Reading Enterprise Test, 3 times per year  
Reading Series Unit Benchmark Tests, 5 times per year  
Fluency Checks, 6-8 times per year  
Minnesota Comprehensive Assessments (MCAs), 1 time per year

### **Proficiency Determination –**

Grade level proficiency scores on the emergent literacy survey assessment are based on a correlation to Minnesota Comprehensive Assessments (MCA) using local data. STAR Reading Enterprise tests is a nationally normed assessments that provides teachers with an independent reading level for each student. **Students who achieve 80% or greater on a unit benchmark test are considered to be proficient at their grade level.**

### **Communication to Parents –**

STAR Reading data is sent home along with report cards. Upon completion, Reading Series Unit Benchmark tests are sent home with students. Conferences and individual parent contact via phone, email and/or written letter are also used for communication of a student's academic progress.

### **Diagnostic Tool**

When students are not meeting proficiency, a diagnostic tool may be used. A diagnostic tool is used to assist teachers in determining a student's specific weaknesses and match the best intervention to increase his/her reading skills. Winsted and Humphrey Elementary Schools will use the *Houghton-Mifflin Emerging Literacy Survey* as its diagnostic tool, in addition to its use as a screening tool. Included in this literacy survey are thirteen reading assessments. The subtests are listed below along with an explanation of each.

- **Phonemic Awareness—**
  - **Rhyme—recognition of word ending similarities**
  - **Beginning Sounds—recognition of the onset of words, both identification and production of**
  - **Blending Onsets and Rimes—blending of beginning and ending sounds to form words**
  - **Segmenting Onsets and Rimes—breaking apart words into beginning and ending sounds**
  - **Phoneme Blending—listening to each phoneme read to create a word**
  - **Phoneme Segmentation—given a word, break the words down into each phoneme**
  
- **Familiarity with Print**
  - **Concepts of Print—tracking, sound/written word correspondence, word representation**
  - **Letter Naming—correctly identifying letter names**
  
- **Beginning Reading and Writing**
  - **Word Recognition—includes high frequency, pseudo-words, and words that check basic phonic patterns (CVC, CVCe, consonant blends and digraphs, and final double consonants)**
  - **Word Writing—word spelling accuracy**
  - **Sentence Dictation—accurately representing each phoneme within the sentences dictated by evaluator**
  
- **Reading Passages**
  - **Accuracy—fluency and patterns of errors within a reading passage**
  - **Comprehension—retelling of a passage and main idea of a story in an organized way, in addition to answering specific questions about the passage**

## Interventions

Name of Intervention	Description	Entrance Criteria	Exit Criteria	Progress Monitoring
Peer Assisted Learning Strategies (PALS) <a href="#">PALS Overview</a>	Daily peer tutoring to increase comprehension and fluency skills.	Curriculum Based Measures (CBM) Data Teacher Judgment	Must meet individual goals set by CBM and teacher standards	Weekly progress monitoring.
Soar to Success and Early Success by Houghton-Mifflin	Specific comprehension strategies and skill targets taught to increase comprehension of text, fluencies and grade level skills.	Student Data CBM Data Teacher Judgment	Must meet individual goals set by grade level standards.	Weekly progress monitoring by Title I staff.
Explode the Code; Triumphs; Reading Mastery	Curriculum tools to reach students >1.0 below grade level	CBM Data Student Data Standardized assessments	Must meet individual goals set by student, staff and parent	Monitored through individual learning plans.
Great Leaps	Intended to address fluency and other reading deficits	CBM Data Student Data	Must meet individual goals set by grade level standards.	Weekly progress monitoring by ADSIS staff.

Progress is monitored weekly for Soar and Early Success, PALS, and the Curriculum tools (Explode the Code, Triumphs and Reading Mastery). Parents will be notified about student progress via phone call, e-mail, conference, or written report quarterly.




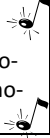

We also participate in ADSIS and Reading Corps to provide an additional layer of support and intervention.

### English Language Learner Support

Staff members have the opportunity to participate in professional development targeting the diverse needs of ELL and minority students. These opportunities include—PLC groups emphasizing best practice strategies, speakers, book studies, and workshops as they are presented. ELL staff work alongside the teachers to strengthen core instruction and provide interventions in oral language and literacy skills. Both push-in and pull-out models are used to provide instructional support.

## Parent Resources

The resources listed below are based on the five pillars of reading (phonemic awareness, phonics, comprehension, vocabulary, fluency) as well as writing and speaking. Parents can use these resources to help reinforce literacy skills.

Reading					Writing	Speaking
Phonemic Awareness	Phonics/Word Study	Vocabulary	Fluency	Comprehension		
Read stories with rhyme, especially nursery rhymes.	Practice recognition of letters and letter sounds	Read and talk to your child	Repeated reading (Practice reading the same passage several times.)	Ask your child questions about the story or text		Read to and with your child
Ask your child to name the beginning, middle, or ending sounds in words.	Practice spelling with your child. Try this website: <a href="http://www.spellingcity.com">Spelling City</a> 	Explain unknown words to your child. Use descriptive words to help your child visualize the word(s)	Record your child reading, practice the passage, and record again. Listen for the improvement.	Retell stories or main ideas 	Have your child draw pictures and ask your child to write or tell you about them.	Retell stories and main ideas. Have your child talk about a favorite part of the book and why.
Create rhymes. (For example: bat, sat, cat, rat, hat)	Practice letter sounds and reading words. Try this website: <a href="http://www.starfall.com">Starfall</a>	Use pictures to explain word meanings. (in text or by drawing)	Partner read with your child. (You read a page; your child reads a page.)	Preview the story with your child before he/she reads it (picture walk)	Share your own writing with your children.	Try activities from <a href="http://www.asha.org">ASHA -- American Speech-Language-Hearing Association</a> (Emphasizes early speaking strategies from birth to age 6)
Play the name game (ie-- Banana-fana-fo-fana, mi-my-mo-manna, Jana) 			Listen to audio books or "books on tape" from the local library or book clubs			
Educational websites that reinforce reading strategies— <a href="http://www.abcya.com/">http://www.abcya.com/</a> <a href="http://www.starfall.com">www.starfall.com</a> <a href="http://www.spellingcity.com">www.spellingcity.com</a> <a href="http://www.sowashco.k12.mn.us/ro/pages/studentlinks/map/reading.htm">http://www.sowashco.k12.mn.us/ro/pages/studentlinks/map/reading.htm</a> <a href="http://www.educationcity.com">www.educationcity.com</a> (our schools currently subscribe to this resource, ask for a "homework pass" for full website access)		Relate the word to a real life situation	Read to your child aloud modeling fluency (smooth flow, tone and inflection in voice)	Predict what might happen next	Have your child make lists (grocery lists, to do lists)	
		Discuss the words multiple times		Read stories with your child and take an Accelerated Reader test. (AR Test) <a href="http://www.acceleratedreader.com">Accelerated Reader (AR)</a> <a href="http://www.ARbookfinder.com">www.ARbookfinder.com</a> Assists you in checking for AR books	Provide your children with a journal to draw or write about their experiences.	Encourage participation in readers theater, school plays, choir and other "presentation" opportunities
		Act out or draw the words (such as a game of Charades or Pictionary)				